


2016 | **F-650/F-750 SUPER DUTY®**



SPECIFICATIONS

F-650/F-750 SUPER DUTY® SPECIFICATIONS



STANDARD FEATURES

Mechanical

12-volt Comstar® starting motor (diesel)
12-volt Denso® starting motor (gas)
8-gal. DEF tank (diesel)
Air cleaner (gas)
Alternator – 200-amp, extra-heavy-duty, 12-volt, Denso, brushless, pad-mounted (diesel)
Alternator – 175-amp, extra-heavy-duty, 12-volt, Denso, brushless, pad-mounted (gas)
Batteries – 750-amp (CCA), 12-volt, Motorcraft® (2 for a total of 1,500 CCA; diesel)
Battery – 900-amp (CCA), 12-volt, Motorcraft (gas)
Battery box – Right-hand frame-mounted under cab step
Bendix® viscous fan clutch (diesel)
Brakes – Air brake system – Meritor® Q Plus™ with Anti-Lock Brake System (ABS), 4-channel and hand control valve trailer brake (Tractor)
Brakes – Bosch® Hydro-Max® hydraulic brake system (n/a on Tractor)
Cold weather anti-gel diesel fuel additive (diesel)
Donaldson® single element air cleaner with restriction indicator (diesel)
Driveshaft – Dana base
Emergency flashers – 4-way
Engine coolant with red, extended-life Organic Acid Technology (OAT) -40°F freeze-protection rating
Engine exhaust brake (diesel)
Exhaust – Single, switchback-style, horizontal; frame-mounted right side under cab with outside of frame rail rear discharge (diesel)

Exhaust – Single, horizontal, catalytic converter, frame-mounted right side back of cab; downward-facing outlet tip (gas)
Ford TorqShift® HD 6-speed automatic transmission (without PTO provision)
Frame-mounted body-builder wiring at back of cab (n/a on Tractor)
Front parabolic taper-leaf springs with double-acting shock absorbers
Fuel tank – 50-gal. single rectangular aluminum, frame-mounted on left side (Regular Cab diesel)
Fuel tank – 65-gal. single rectangular aluminum, frame-mounted on left side (SuperCab and Crew Cab diesel)
Fuel tank – 50-gal. single rectangular steel, frame-mounted on left side (Regular Cab and SuperCab gas)
Fuel tank – 60-gal. single rectangular steel, frame-mounted on left side (Crew Cab gas)
Fuel/water separator (diesel)
Fuses – SAE blade-type
Gearshift interlock key (requires PRNDM indicator with SelectShift®; n/a on F-750 gas and Tractor)
Radiator – Aluminum with in-tank transmission cooler
Rear suspension with multi-leaf rear springs
Viscous fan clutch (gas)
Wheel seals (front and rear axle), oil-lubricated wheel bearings (front and rear)

Cab Equipment – Interior

AM/FM stereo with auxiliary audio input jack, clock and 2 speakers
Air conditioning – Manual with integral heater and defroster

Air registers with positive shut-off
Assist handle on A-pillars
Assist handle on B-pillars (Crew Cab)
Back panel trim cover (Regular Cab/Crew Cab)
Coat hooks (2)
Cruise control with steering wheel-mounted controls
Flooring – Black vinyl
Gauge cluster with electronic speedometer (mph/kph), oil pressure, coolant temperature, DEF gauge (diesel only), fuel gauge, tachometer, indicator lights, enhanced 3-button message center with odometer, trip odometer, distance to empty for fuel, average fuel economy and warning messages
Glove box at right-hand instrument panel
Left-/right-hand front-window demisters
Molded cloth headliner
Multifunction, self-canceling turn signal switch (n/a on Tractor)
Multifunction, non-canceling turn signal switch (Tractor)
Oil maintenance minder
Powerpoints – 12-volt, located in instrument panel (2)
Rear-mounted dome lamp with integral map lights (Regular Cab/Crew Cab)
Scuff plates – Black molded-in-color
Steering wheel – Black vinyl
Sun visors – Driver and front-passenger, vinyl with passenger-side mirror
Upfitter switches (4) located in center IP with connector access located in engine compartment; includes 10-, 15-, 25- and 25-amp switches (diesel)

Cab Equipment – Exterior

Air/electric lines (12' coiled; Tractor)
Assist handles – Rear of cab
Body-builder wiring harness, back of cab at frame
Bumper – Front; full-width, black
Deck plate/pogo stick (Tractor)
Dual-note electric horn
Grille – Painted black, plastic
Headlamps – Aero-type, high-series (includes front side marker lamps with reflectors)
Hood – Frame-mounted front-end-tilting fiberglass hood and fenders assembly with torsion-bar assist (includes integrated noise shield, inner splash shields and mud flaps)
Lamps – Roof marker/clearance, amber lenses (5)
Mirrors – Black, dual rectangular, manually adjustable/folding with integrated spotter mirrors, sail-type, 96"-wide spacing
Side repeat flasher

Taillamps (2) with integrated stop, turn signal, backup and license plate
Tapered frame ends (Tractor)
Tow hooks (2) – Front, black, frame-mounted
Trailer charge valve (Tractor)
Trailer module – 7-pin, mounted at back of cab (Tractor)
Window – Rear, fixed, solar-tinted
Windshield – Solar-tinted with laminated glass
Windshield wipers – 2-speed intermittent with washer

Safety & Security

Belt-Minder® safety belt reminder (chime and flashing warning light on instrument panel if driver's safety belt isn't buckled)
Safety belts – Color-keyed with fixed D-rings at all positions (Regular Cab) ¹
Safety belts – Color-keyed with front-seat adjustable D-rings (SuperCab/Crew Cab) ¹



White Powder-Coated Steel
(front) – Standard



Polished Aluminum
(front) – Optional

¹Always wear your safety belt.

AVAILABLE FEATURES

Axle & Suspension – Front

EmGard® SAE 50 synthetic lubricant

Axle & Suspension – Rear

Air suspension (diesel)

Air suspension dump valve (diesel)

Additional air suspension leveling valve (diesel)

Double-acting shock absorbers (included with air suspension on diesel; n/a with relocated brakes)

EmGard 75W-90 synthetic lubricant

Brakes & Brake Equipment

Air brake chambers – Spring-style (relocated to rear axle; diesel; n/a on Pro Loader®)

Air brake system – Meritor® Q Plus™ with ABS and traction control, 4-channel (diesel)

Air brake system – Meritor Q Plus with ABS, 4-channel (diesel)

Air compressor – Bendix® 13.2-CFM capacity (for stand-alone air source with hydraulic brakes; included with air suspension; diesel only; n/a on Tractor)

Air dryer – Bendix AD/IP with heater mounted on left frame rail back of cab (diesel)

Automatic drain valve (Bendix DV-2) with heater (required with air compressor or air brakes; diesel)

Hydraulic Brake System – Bosch® Hydro-Max® with traction control (n/a on Tractor)

Trailer Connections

4-wheel trailer Air Brake Package (restrictions apply; includes air lines to rear of frame, hand control valve and tractor protection valve; diesel only; n/a on Tractor)

7-way trailer connection socket, mounted at rear of frame, for combined trailer stop/tail/turn/marker light circuits (hydraulic brakes only; n/a on Tractor)

7-way trailer connection socket, mounted at rear of frame, for separate trailer stop/tail/turn/marker light circuits (hydraulic brakes only; n/a on Tractor)

7-way trailer connection socket, mounted at rear of frame, wired for turn signals combined with stop (compatible with trailers that use combined stop/tail/turn lights; requires air brakes; diesel only; n/a on Tractor)

7-way trailer connection socket, mounted at rear of frame, wired for turn signals independent to stop (compatible with trailers that have amber or side turn lights with independent stop/turn; requires air brakes; diesel only; n/a on Tractor)

Fuel Tanks

55-gal. single rectangular aluminum, frame-mounted on left side (Regular Cab diesel; n/a on Pro Loader)

60-gal. single rectangular steel, frame-mounted on left side (Regular Cab and SuperCab gas)

65-gal. single rectangular aluminum, frame-mounted on left side (Regular Cab diesel)

115-gal. dual rectangular aluminum (65-gal. right-hand tank and 50-gal. left-hand tank; diesel)

Engine Equipment

6.7L Power Stroke® V8 Turbo Diesel (3 hp/torque rating options: 270/675 [99C], 300/700 [99E] and 330/725 [99X])

6.8L Triton® V10 3-valve gas (F-650 Pro Loader, F-650 and F-750 only)

CNG/Propane Gaseous Engine Prep Package includes hardened intake valves and valve seats (gas)

Engine block heater – Phillips® 750-watt

Engine idle shutdown timer with 5-, 10-, 15- and 20-minute options

Manual regeneration initiation (driver interface in message center; diesel)

Top Road Speed Limiter (65- and 70-mph options)

Driveline & Clutches

Driveshaft upgrade (diesel)

Transmission power takeoff (PTO) provision with mobile and Live-Drive capability (diesel)

Transmission power takeoff (PTO) provision (stationary only; gas)

Exhaust

Switchback single, horizontal, frame-mounted outside right rail under cab with vertical exit (diesel)

Torpedo single, horizontal, frame-mounted right-side back of cab with underbody exit in front of axle (diesel)

Electrical

Alternator – 220-amp, 12-volt (diesel)

Alternator – Dual heavy-duty, 357-amp total, 12-volt (diesel)

Batteries – 900 CCA, 12-volt Motorcraft® (2 for a total of 1,800 CCA)

Batteries – 900 CCA, 12-volt Motorcraft (3 for a total of 2,700 CCA; diesel)

Batteries – Temporary (dual 900 CCA or triple 900 CCA only, includes 10' of additional cable; diesel; n/a on Tractor)

Body-builder wiring to end of frame (n/a on Tractor)

Daytime running lamps

Electric, 102-decibel backup alarm

Power Equipment Package includes power front side windows, power rear side windows (Crew Cab), manual rear side windows (SuperCab), power door locks, and door-trim panels (included in Interior Appearance Package)

Remote-mounted jump-start stud (n/a with temporary batteries on diesel)

Taillamp delete (does not omit cable to end of frame; n/a on Tractor and gas straight frame)

Cab Equipment – Interior

110-volt power outlet

Air conditioning delete; fresh air heater and defroster only (n/a with heated or power sideview mirrors)

AM/FM stereo/single-CD player with MP3 capability, auxiliary audio input jack, steering wheel-mounted audio controls, clock and 2 speakers (4 speakers on SuperCab and Crew Cab)

Audio Delete Package deletes radio and all associated parts (includes radio and auxiliary audio input jack covers)

Audio Prep Package deletes radio and auxiliary audio input jack, but retains all associated parts

Anti-theft system

Ford SYNC® voice-activated, in-vehicle connectivity system (restrictions apply; includes USB port and steering wheel-mounted SYNC controls)

Ford Telematics™ powered by Telogis®¹

Interior Appearance Package includes front-mounted overhead console with dual sunglasses holders and front map lights, door-trim panels, map pockets, chrome air registers, 2nd-row bench seat (Crew Cab), 2nd-row flip-up seats with cushions and bolsters (SuperCab), perforated cab back panel (Regular Cab and Crew Cab) and Power Equipment Package

Keys – Keyed-alike (restrictions apply; n/a with anti-theft system; requires multiple-unit order)

Rear seat delete (SuperCab and Crew Cab)

Rearview mirror

Remote Keyless Entry System with 2 key fobs (requires Power Equipment Package)

Supplemental air heater (diesel)

Uppfitter switches (4) located in center IP with connector access located in engine compartment; includes 10-, 15-, 25- and 25-amp switches (gas) Voltmeter (located in message center)

Cab Equipment – Exterior

Bumper – Front, full-width, chrome-plated steel (included with Exterior Appearance Package)

Bumper – Front, swept-back, painted-steel, Dark Shadow Gray color (requires bolt-on-type frame extension or integral front frame extension; straight frame)

Exterior Appearance Package includes full-width chrome-plated steel front bumper and chromed fender badges

Frame reinforcement (F-750; requires frame 536)

Front bolt-on-type frame extension, 20" without crossmember (requires fixed grille, swept-back front bumper or front bumper delete; straight frame)

Front bumper delete

Front stabilizer bar

Grille – Fixed, black/gray

Grille – Chrome (includes chrome headlamp bezels)

Horn – Air, black, single-trumpet, mounted on frame rail back of bumper (diesel)

Integral front frame extension – 20" in front of grille (requires fixed grille, frame 536, swept-back front bumper or front bumper delete; straight frame)

Lamps – Roof marker/clearance, clear lenses (5)

Lamps – Roof marker/clearance delete

Mirrors – Black, dual rectangular, manually adjustable/folding and heated with integrated spotter mirrors, sail-type, 96"-wide spacing (n/a with A/C delete)

Mirrors – Black, dual rectangular, power-adjustable/manual folding and heated with integrated spotter mirrors, sail-type, 96"-wide spacing (n/a with A/C delete; requires Power Equipment Package)

Mirrors – Chrome caps, dual rectangular, manually adjustable/folding with integrated spotter mirrors, sail-type, 96"-wide spacing

Mirrors – Chrome caps, dual rectangular, manually adjustable/folding and heated with integrated spotter mirrors, sail-type, 96"-wide spacing (n/a with A/C delete)

Mirrors – Chrome caps, dual rectangular, power-adjustable/manual folding and heated with integrated spotter mirrors, sail-type, 96"-wide spacing (n/a with A/C delete; requires Power Equipment Package)

Mirrors – Black, dual rectangular, manually adjustable/folding with integrated spotter mirrors, sail-type, 102"-wide spacing

Mirrors – Black, dual rectangular, manually adjustable/folding and heated with integrated spotter mirrors, sail-type, 102"-wide spacing (n/a with A/C delete)

Mirrors – Black, dual rectangular, power-adjustable/manual folding and heated with integrated spotter mirrors, sail-type, 102"-wide spacing (n/a with A/C delete; requires Power Equipment Package)

Mirrors – Chrome caps, dual rectangular, manually adjustable/folding with integrated spotter mirrors, sail-type, 102"-wide spacing

Mirrors – Chrome caps, dual rectangular, manually adjustable/folding and heated with integrated spotter mirrors, sail-type, 102"-wide spacing (n/a with A/C delete)

Mirrors – Chrome caps, dual rectangular, power-adjustable/manual folding and heated with integrated spotter mirrors, sail-type, 102"-wide spacing (n/a with A/C delete; requires Power Equipment Package)



A wide range of axle capacities gives you plenty of options in deciding which one is best for your work application. Front axle ratings on F-650/F-750 range from 8,500 to 14,000 lbs. In the rear, ratings vary from 13,500 to 26,000 lbs.



Diesel engine fuel tank choices begin with the standard aluminum fuel tank (50-gal. on Regular Cab and 65-gal. on SuperCab and Crew Cab diesels) and 8-gal. DEF tank, mounted under the driver's side cab for a clean CA. Extend your diesel range with 115-gal. dual rectangular aluminum fuel tanks² (65-gal. right-hand tank and 50-gal. left-hand tank).



For help in cold-weather climates, the 750-watt engine block heater² helps ensure proper engine lubrication at startup if used when temperatures drop below 10°F.

Mirrors – PowerScope® trailer tow, 96"-wide spacing power-telescoping with power glass, power-folding, heated, includes manual convex integrated spotter mirrors, integrated clearance lamps and turn signal indicators (sail mount; n/a with A/C delete; requires Power Equipment Package)

Mud flap holders – Rear, without flaps

Mud flaps – Rear (available only with 22.5" wheels and tires)

Special-rating GVWR (limited to 25,999 lbs.; straight frame)

Special-rating GVWR (limited to 33,000 lbs.; F-750 diesel only)

Taillamp delete (gas straight frame only)

Tow hooks delete

Window – Rear, sliding

¹Ford Licensed Accessory. ²Available feature.



From single- to triple-battery setups, Motorcraft batteries range from 750–900 cold cranking amps (CCA) depending on engine choice and model variations.

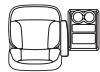







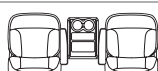
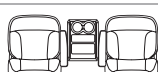
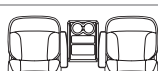
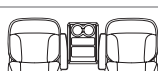
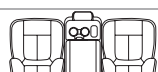
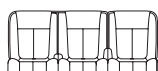



F-650/F-750 exhaust systems vary depending on engine and routing choice, from standard horizontal mufflers to under-cab vertical switchback style. Under-cab battery box placement (adjacent to exhaust) allows for larger fuel and urea tanks without encroaching in CA area.



A new body-builder wiring harness not only contributes to a reduction in weight, but also reduces the amount of required wiring for upfitters to route.

SEATING

Standard Front		Suspension System	Position
	30% width high-back bucket with manual lumbar, integrated head restraint, fore/aft adjustment, reclining, armrest and floor-mounted mini-console	Fixed-spring	Driver
	30% width high-back bucket with integrated head restraint, fore/aft adjustment, reclining and armrest	Fixed-spring	Passenger
Optional Front			
	30/70 split full-width, high-back bucket driver's seat, fore/aft adjustment and reclining; includes driver's seat manual lumbar, integrated head restraints and fold-down armrest with tray and cupholders	Fixed-spring	Driver/2-passenger
	Air suspension with integral pump high-back bucket driver's seat and fixed-spring 2-passenger bench seat; includes driver's seat manual lumbar, integrated head restraints and fold-down armrest with tray and cupholders ¹	Air suspension with integral pump/fixed-spring	Driver/2-passenger
	Air-ride high-back bucket driver's seat and fixed-spring 2-passenger bench seat; includes driver's seat manual lumbar, integrated head restraints and fold-down armrest with tray and cupholders ²	Air-ride/fixed-spring	Driver/2-passenger
	High-back bucket with integrated head restraint, fore/aft adjustment, reclining, manual lumbar and armrest	Fixed-spring	Driver
	Air suspension with integral pump high-back bucket with manual lumbar, integrated head restraint and armrest ¹	Air suspension with integral pump	Driver
	Full air-ride high-back bucket with air lumbar, integrated head restraint and armrest ²	Air-ride	Driver
	Air suspension with integral pump high-back bucket driver's seat and fixed-spring high-back bucket passenger seat; includes armrests, driver's seat manual lumbar, integrated head restraints and floor-mounted mini-console ¹	Air suspension with integral pump/fixed-spring	Driver/passenger
	Air suspension with integral pump high-back buckets with driver's seat manual lumbar, integrated head restraints, armrests and floor-mounted mini-console ¹	Air suspension with integral pump	Driver/passenger
	Air-ride high-back bucket driver's seat and fixed-spring high-back bucket passenger seat; includes armrests, driver's seat air lumbar, integrated head restraints and floor-mounted mini-console ²	Air-ride/fixed-spring	Driver/passenger
	Full air-ride high-back buckets; includes armrests, driver's seat air lumbar, integrated head restraints and floor-mounted mini-console ²	Air-ride	Driver/passenger
	40/20/40 split, full-width, fore/aft adjustment, reclining, with adjustable head restraints; driver's seat includes manual lumbar; fixed center seat includes fold-down armrest with tray and cupholders	Fixed-spring	Driver/Center/Passenger
Standard Rear			
	60/40 split, 3-passenger rear bench, full-width, fold-up; converts to load floor (SuperCab)	High-density foam	Rear bench
	60/40 split, 3-passenger full-size rear bench, full-width with folding back (Crew Cab)	Fixed-spring	Rear bench



40/20/40 front seating with fixed center seat that includes a fold-down armrest with tray and cupholders. Available equipment.



30/0/30 split, driver and front-passenger high-back bucket seats with floor-mounted mini console. Available equipment.



SuperCab 60/40 split, 3-passenger rear bench seat. Available equipment.

Crew Cab 60/40 split, 3-passenger rear bench seat. Available equipment.

¹Not available on SuperCab or Tractor models, or with air ride, air brake or air compressor options. ²Not available on SuperCab or gas models.

TECHNICAL SPECIFICATIONS

FRAMES

Model	Frame Order Code					
	533	534	535	536	537	539
F-650 Pro Loader® gas	—	—	—	—	●	—
F-650 Pro Loader diesel	—	—	—	—	●	—
F-650 gas	○	●	○	○	—	—
F-650 diesel	○	●	○	○	—	—
F-650 Tractor	—	—	—	●	—	—
F-750 gas	—	—	●	○	—	○
F-750 diesel	—	—	●	○	—	○
F-750 Tractor	—	—	○	●	—	—
Depth (in.)	9.125	10.125	10.250	10.125	9.125	10.375
Width (in.)	3.062	3.062	3.092	3.580	3.062	3.705
Thickness (in.)	0.312	0.312	0.375	0.312	0.312	0.438
Yield (psi)	80,000	50,000	80,000	120,000	80,000	120,000
Maximum section modulus (cu. in.)	10.75	12.64	15.14	14.18	10.75	20.11
Maximum resisting bending moment (in.-lbs.)	860,000	632,000	1,211,000	1,702,000	860,000	2,413,000

DIMENSIONS

	Regular Cab (in.)	SuperCab (in.)	Crew Cab (in.)
Overall height (at curb)	89.6 – 94.7	89.6 – 94.7	89.6 – 94.5
Width at front fenders	95.0	95.5	95.5
Frame rail width	34.0	34.1	34.1
Front bumper to back of cab	114.4	135.4	149.9
Load floor height (at curb)	33.1 – 39.3	33.1 – 39.3	33.1 – 39.2
Front bumper to center of front axle	40.4	40.4	40.4
Wheelbase	146.0 – 281.0	167.0 – 281.0	182.0 – 278.0
Center of rear axle to end of frame	39.0 – 120.0	39.0 – 120.0	39.0 – 100.0
Back of cab to center of front axle	74.1	95.0	109.5
Back of cab to center of rear axle	72.0 – 207.0	72.0 – 186.0	72.0 – 168.0

SUSPENSIONS

Model	Front Spring Rating (lbs.)				
	8,500	10,000	12,000	13,200	14,000
F-650 Pro Loader gas	●	○	—	—	—
F-650 Pro Loader diesel	●	—	—	—	—
F-650 gas	●	○	○	—	—
F-650 diesel	●	○	○	—	—
F-650 Tractor	—	●	○	—	—
F-750 gas	—	●	○	○	—
F-750 diesel	—	●	○	○	○
F-750 Tractor	—	●	○	○	○
Rear Multi-Leaf Springs Rating (lbs.)					
	15,500	19,000	21,000	23,000	31,000
F-650 Pro Loader gas	●	○	—	—	—
F-650 Pro Loader diesel	●	○	—	—	—
F-650 gas	—	●	○	—	—
F-650 diesel	—	●	○	—	—
F-650 Tractor	—	●	○	—	—
F-750 gas	—	—	●	○	—
F-750 diesel	—	—	●	○	○
F-750 Tractor	—	—	●	○	○
Rear Air Suspension Rating (lbs.)					
	12,000	19,000	21,000	23,000	
F-650 Pro Loader diesel	○	○	—	—	
F-650 diesel	—	○	○	—	
F-650 Tractor	—	○	○	—	
F-750 diesel	—	—	○	○	
F-750 Tractor	—	—	○	○	

● Standard ○ Optional — Not available

2016 **F-650/F-750 SUPER DUTY**
ford.com



TECHNICAL SPECIFICATIONS

WEIGHT RATINGS & WHEELBASE/CAB-TO-AXLE RANGES

Model	GVWR (lbs.)	GCWR (lbs.)	Curb Weight (lbs.)	Wheelbase/Cab-to-Axle Range (in.)			Options		
				Regular Cab	SuperCab	Crew Cab	Regular Cab	SuperCab	Crew Cab
F-650 Pro Loader® gas	22,000 – 26,000	37,000	8,748 – 9,527	158/84 – 242/168	179/84 – 239/144	194/84 – 254/144	5	3	3
F-650 Pro Loader diesel	20,500 – 26,000	50,000	9,407 – 11,628	158/84 – 242/168	179/84 – 239/144	194/84 – 254/144	5	3	3
F-650 gas	25,600 – 29,000	37,000	9,618 – 10,533	158/84 – 260/186	179/84 – 263/168	182/72 – 278/168	11	10	11
F-650 diesel	25,600 – 29,000	50,000	10,278 – 11,947	158/84 – 260/186	179/84 – 263/168	182/72 – 278/168	11	10	11
F-650 Tractor	27,500 – 29,000	50,000	11,062 – 11,573	146/72 – 158/84	167/72 – 179/84	182/72	2	2	1
F-750 gas	30,200 – 33,000	37,000	9,748 – 10,672	158/84 – 281/207	179/84 – 281/186	182/72 – 266/156	12	11	10
F-750 diesel	30,200 – 37,000	50,000	10,408 – 12,166	158/84 – 281/207	179/84 – 281/186	182/72 – 266/156	12	11	10
F-750 Tractor	30,200 – 37,000	50,000	11,274 – 11,785	146/72 – 158/84	167/72 – 179/84	182/72	2	2	1

WHEEL AVAILABILITY

Wheel (in.)	F-650 Pro Loader Gas	F-650 Pro Loader Diesel	F-650 Gas	F-650 Diesel	F-650 Tractor	F-750 Gas	F-750 Diesel	F-750 Tractor
19.5 x 6.75 8-lug white powder-coated steel ¹	●	●	○	○	—	—	—	—
19.5 x 7.5 10-lug white powder-coated steel ¹	—	○	—	○	—	—	—	—
19.5 x 7.5 10-lug polished aluminum ²	—	○	—	○	—	—	—	—
22.5 x 7.5 10-lug white powder-coated steel ¹	—	—	●	●	●	●	●	●
22.5 x 8.25 10-lug white powder-coated steel ¹	—	—	○	○	○	○	○	○
22.5 x 8.25 10-lug polished aluminum ²	—	—	○	○	○	○	○	○

TIRE AVAILABILITY

F-650 Pro Loader Gas	F-650 Pro Loader Diesel	F-650 Gas	F-650 Diesel	F-650 Tractor	F-750 Gas	F-750 Diesel	F-750 Tractor	Tire Size ³	Load Range (PR)	Steel	Aluminum
○	●	○	○	—	—	—	—	245/70R19.5G	14	○	○
●	○	○	○	—	—	—	—	245/70R19.5H	16	○	○
○	○	○	○	—	—	—	—	265/70R19.5G	14	○	○
—	—	●	●	●	●	●	●	11R22.5G	14	○	○
—	—	○	○	○	○	○	○	11R22.5H	16	○	○
—	—	○	○	○	○	○	○	255/70R22.5H	16	○	○
—	—	○	○	●	○	○	○	275/80R22.5G	14	○	○
—	—	○	○	○	○	○	○	275/80R22.5H	16	○	○
—	—	—	—	—	○	○	○	295/80R22.5H	16	○	○

● Standard ○ Optional — Not available

¹Wheels available with standard powder coating or with rust-inhibiting powder coating. ²Outer wheel only – inner wheel is steel.

³Due to industry-wide tire availability shortages, tire substitutions may be required at time of vehicle production.

AXLES

Model	Front Axle Rating (lbs.)					
	8,500	10,000	12,000	14,000		
F-650 Pro Loader gas	●	—	—	—		
F-650 Pro Loader diesel	●	—	—	—		
F-650 gas	●	○	—	—		
F-650 diesel	●	○	—	—		
F-650 Tractor	—	●	—	—		
F-750 gas	—	●	○	—		
F-750 diesel	—	●	○	○		
F-750 Tractor	—	●	○	○		
	Rear Axle Rating (lbs.) – Single-Speed					
	13,500	17,500	19,000	21,000	23,000	26,000
F-650 Pro Loader gas	●	○	—	—	—	—
F-650 Pro Loader diesel	●	○	—	—	—	—
F-650 gas	—	●	○	—	—	—
F-650 diesel	—	●	○	—	—	—
F-650 Tractor	—	●	○	—	—	—
F-750 gas	—	—	—	●	—	—
F-750 diesel	—	—	—	●	○	○
F-750 Tractor	—	—	—	●	○	○
	Rear Axle Rating (lbs.) – 2-Speed					
	21,000					
F-750 diesel	○					
F-750 Tractor	○					

2016 **F-650/F-750 SUPER DUTY**™

ford.com



EXTERIORS



Oxford White



Bold Yellow



Tanger Orange



Blue Jeans*



Magnetic*



Shadow Black



Ingot Silver*



School Bus Yellow



Race Red




Caribou*




Green Gem*

*Metallic.

INTERIORS



1 Steel Gray HD Vinyl



2 Steel Gray Cloth

Exteriors	Interiors	
Oxford White	1	2
Ingot Silver	1	2
Bold Yellow	1	2
School Bus Yellow	1	2
Tanger Orange	1	2
Race Red	1	2
Blue Jeans	1	2
Caribou	1	2
Magnetic	1	2
Green Gem	1	2
Shadow Black	1	2

1 Standard 2 Optional

Colors are representative only. See your dealer for actual paint/trim options.





ford.com/commercial-trucks/f650-f750/2016/

Follow Ford:



Business Preferred Network. Each of the select dealerships in our Business Preferred Network (BPN) is committed to providing quality commercial-oriented products and service, as well as special financing and billing arrangements, to businesses that rely on Ford products. As a BPN customer, your business vehicles receive priority service at your BPN dealership to help get your vehicle back on the road quickly.

Financial Services. Our commercial purchase plans and lines of credit offer attractive rates, negotiable terms and business-friendly options. If you prefer to lease, our CommercialLeaseSM programs offer a wide variety of package options to meet your needs. For additional information, please visit our website at fordcredit.com/comlend.

Ford Extended Service Plan. For a purchase or lease, the Ford Extended Service Plan (ESP) gives you peace-of-mind protection designed to cover key vehicle components and protect you from the cost of unexpected repairs. Ask your dealer for a Ford ESP, the only service contract backed exclusively by Ford and honored at all Ford dealerships.

Ford Original Accessories will be warranted for whichever provides you the greatest benefit: 24 months/unlimited mileage, or the remainder of your Bumper-to-Bumper 3-year/36,000-mile New Vehicle Limited Warranty. Ford Licensed Accessories (FLA) are warranted by the accessory manufacturer's warranty. FLA are designed and developed by the accessory manufacturer and have not been designed or tested to Ford Motor Company engineering requirements. Contact your Ford Dealer for details and/or a copy of all limited warranties.

Comparisons based on competitive models (Class 6-7 Conventional Chassis Cabs), publicly available information and Ford certification data at time of release. Vehicles may be shown with optional and aftermarket equipment. Features may be offered only in combination with other options or subject to additional ordering requirements/limitations. Dimensions and capacity ratings shown may vary due to optional features and/or production variability. Information is provided on an "as is" basis and could include technical, typographical or other errors. Ford makes no warranties, representations, or guarantees of any kind, express or implied, including but not limited to, accuracy, currency, or completeness, the operation of the information, materials, content, availability, and products. Ford reserves the right to change product specifications, pricing and equipment at any time without incurring obligations. Your Ford Dealer is the best source of the most up-to-date information on Ford vehicles. Body manufacturers are responsible for compliance certification of the completed vehicle. The Ford New Vehicle Limited Warranty and any government certification made by Ford shall cover only the vehicle as manufactured by Ford and shall not extend to any addition, modification or change of or to the vehicle by the Ford Authorized Pool Account.

Comstar is a registered trademark of COMSTAR Automotive Technologies Pvt Ltd. Bendix is a registered trademark of Honeywell International Inc. Denso is a registered trademark of Denso International America, Inc. Donaldson is a registered trademark of Donaldson Company, Inc. EmGard is a registered trademark of Cognis IP Management GmbH. Meritor is a registered trademark, and Q Plus is a trademark, of Meritor Technology, Inc.